



# Spectrum Miniature LV Pro



**QUALITY  
RETAIL & EXHIBITION  
LIGHTING SYSTEMS**



t. 0044 (0) 161 929 3355  
f. 0044 (0) 161 939 3356  
sales@display-lighting.com  
display-lighting.com  
online lighting store. [display-lighting.co.uk](http://display-lighting.co.uk)

SPECTRUM

# Spectrum *Miniature IV Pro* Spotlights



Lamp - MR8/MR11 35W Max  
 Fixing - Surface mount with suitable screws - not supplied  
 Height - 80mm (inc lamp)  
 Voltage - 12V  
 Rotation - 350°  
 Adjustment - 90°  
 Class III




Lamp - MR8/MR11 20W Max  
 Fixing - Surface mount with suitable screws - not supplied  
 Height - 80mm  
 Voltage - 12V  
 Rotation - 350°  
 Adjustment - 90°  
 Class III




Lamp - MR16 50W Max  
 Fixing - Surface mount with suitable screws - not supplied  
 Height - 87.5mm (inc lamp)  
 Voltage - 12V  
 Rotation - 350°  
 Adjustment - 90°  
 Class III



Lamp - MR16 35W Max  
 Fixing - Surface mount with suitable screws - not supplied  
 Height - 87.5mm  
 Voltage - 12V  
 Rotation - 350°  
 Adjustment - 90°  
 Class III



Lamp - MR8/MR11 35W Max  
 Fixing - M10 Thread with Nut & Washer  
 Height - 80mm (inc lamp)  
 Voltage - 12V  
 Rotation - 350°  
 Adjustment - 90°  
 Class III



Lamp - MR8/MR11 20W Max  
 Fixing - M10 Thread with Nut & Washer  
 Height - 80mm  
 Voltage - 12V  
 Rotation - 350°  
 Adjustment - 90°  
 Class III



Lamp - MR16 50W Max  
 Fixing - M10 Thread with Nut & Washer  
 Height - 87.5mm (inc lamp)  
 Voltage - 12V  
 Rotation - 350°  
 Adjustment - 90°  
 Class III



Lamp - MR16 35W Max  
 Fixing - M10 Thread with Nut & Washer  
 Height - 87.5mm  
 Voltage - 12V  
 Rotation - 350°  
 Adjustment - 90°  
 Class III

# Spectrum *Miniature IV Pro* Spotlights



**S412**

Lamp - MR8/MR11 35W Max  
 Fixing - Surface mount with suitable screws - not supplied  
 Height - 95mm (inc lamp)  
 Voltage - 12V  
 Rotation - 350°  
 Adjustment - 180°  
 Class III



**S411**

Lamp - MR8/MR11 20W Max  
 Fixing - Surface mount with suitable screws - not supplied  
 Height - 95mm  
 Voltage - 12V  
 Rotation - 350°  
 Adjustment - 180°  
 Class III



**S422**

Lamp - MR16 50W Max  
 Fixing - Surface mount with suitable screws - not supplied  
 Height - 102.5mm (inc lamp)  
 Voltage - 12V  
 Rotation - 350°  
 Adjustment - 180°  
 Class III



**S421**

Lamp - MR16 35W Max  
 Fixing - Surface mount with suitable screws - not supplied  
 Height - 102.5mm  
 Voltage - 12V  
 Rotation - 350°  
 Adjustment - 180°  
 Class III



**S118**

Lamp - MR8/MR11 35W Max  
 Fixing - Surface mount with suitable screw - not supplied  
 Height - 50mm (inc lamp)  
 Voltage - 12V  
 Rotation - 350°  
 Adjustment - 180°  
 Class III



**S128**

Lamp - MR16 50W Max  
 Fixing - Surface mount with suitable screw - not supplied  
 Height - 58mm (inc lamp)  
 Voltage - 12V  
 Rotation - 350°  
 Adjustment - 180°  
 Class III



**S612**


Lamp - MR8/MR11 35W Max  
 Fixing - M10 Thread with Nut & Washer  
 Height - 115mm (inc lamp)  
 Voltage - 12V  
 Rotation - 350°  
 Adjustment - 180°  
 Class III



**S622**

Lamp - MR16 50W Max  
 Fixing - M10 Thread with Nut & Washer  
 Height - 125mm (inc lamp)  
 Voltage - 12V  
 Rotation - 350°  
 Adjustment - 180°  
 Class III

# Spectrum *Miniature LV Pro* Fixings



**Rear Fix**

Diameter - 20mm

Height - 25mm

Fixing - M10 Thread with Nut & Washer

Cut Out - Ø 11mm

Material - Brass/Steel

Mount - Vertical or Horizontal



**Face Fix**

Diameter - 30mm

Height - 25mm

Fixing - surface mount with suitable screws - not supplied

Cut Out - Ø 7mm

Material - Brass

Mount - Vertical or Horizontal



**Ceiling Plate**

Diameter - 54mm

Height - 15mm

Fixing - Surface mount with suitable screws - not supplied

Cut Out - n/a

Material - Steel/Brass

Mount - Vertical or Horizontal



**Stirrup**

Height - 33mm

Fixing - Surface mount with suitable screw - not supplied

Cut Out - n/a

Material - Steel

Mount - Vertical or Horizontal

## Quick Reference Guide for Ordering Spectrum Miniature LV Pro:

Spectrum Miniature LV Pro Spotlights	Lamp	Base/Fixing	Finish
S211 - Cowled	GU4 MR8/MR11	Front Fix - FF	White - 01 Black - 02 Polished Chrome - 03 Polished Brass - 04 Brushed Chrome - 05
S212	GU4 MR8/MR11	Front Fix - FF	
S221 - Cowled	GU5.3 MR16	Front Fix - FF	
S222	GU5.3 MR16	Front Fix - FF	
S311 - Cowled	GU4 MR8/MR11	Rear Fix - RF	
S312	GU4 MR8/MR11	Rear Fix - RF	
S321 - Cowled	GU5.3 MR16	Rear Fix - RF	
S322	GU5.3 MR16	Rear Fix - RF	
S411 - Cowled	GU4 MR8/MR11	Ceiling Plate - CP	
S412	GU4 MR8/MR11	Ceiling Plate - CP	
S421 - Cowled	GU5.3 MR16	Ceiling Plate - CP	
S422	GU5.3 MR16	Ceiling Plate - CP	
S118	GU4 MR8/MR11	Stirrup Bracket - SB	
S128	GU5.3 MR16	Stirrup Bracket - SB	
S612	GU4 MR8/MR11	Rear Fix - RF	
S622	GU5.3 MR16	Rear Fix - RF	

Example - S312.03